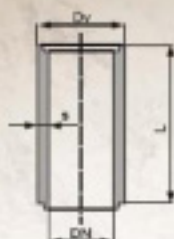
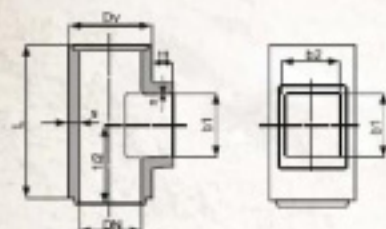


# Komínové vložky tloušťka 20mm



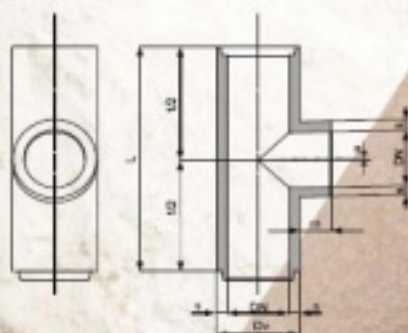
Komínová vložka KV

DN	Dv	s	L	kg
140	170	15	500	7,5
160	200	20		12,4
180	220	20		14,4
200	240	20		15,5



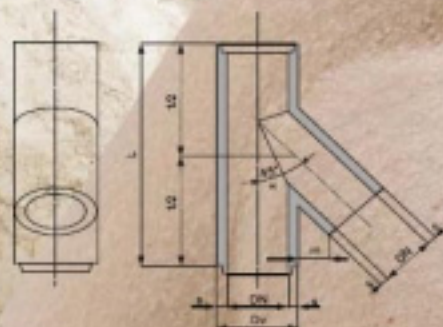
Komínová tvarovka KVA

DN	$\alpha^\circ$	m	b1	b2	L1	kg1
140	10	50	260	130	500	10
160						14
180						16
200						17



Komínová tvarovka KVB 90°

DN	Dv	s	$\alpha^\circ$	L	kg	m
140	170	15	90-92	500	8,5	90
160	200	20			13,8	90
180	220	20			16	85
200	240	20			16,4	85



Komínová tvarovka KVB 45°

DN	Dv	s	$\alpha^\circ$	L	kg	m
140	170	15	45	500	10,5	90
160	200	20			18,5	90
180	220	20			21,5	80
200	240	20			22	70